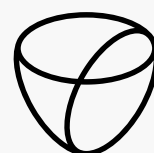




SKIVE

UNIQUE LIGHTING CONCEPT
SETS NEW STANDARDS



LTS

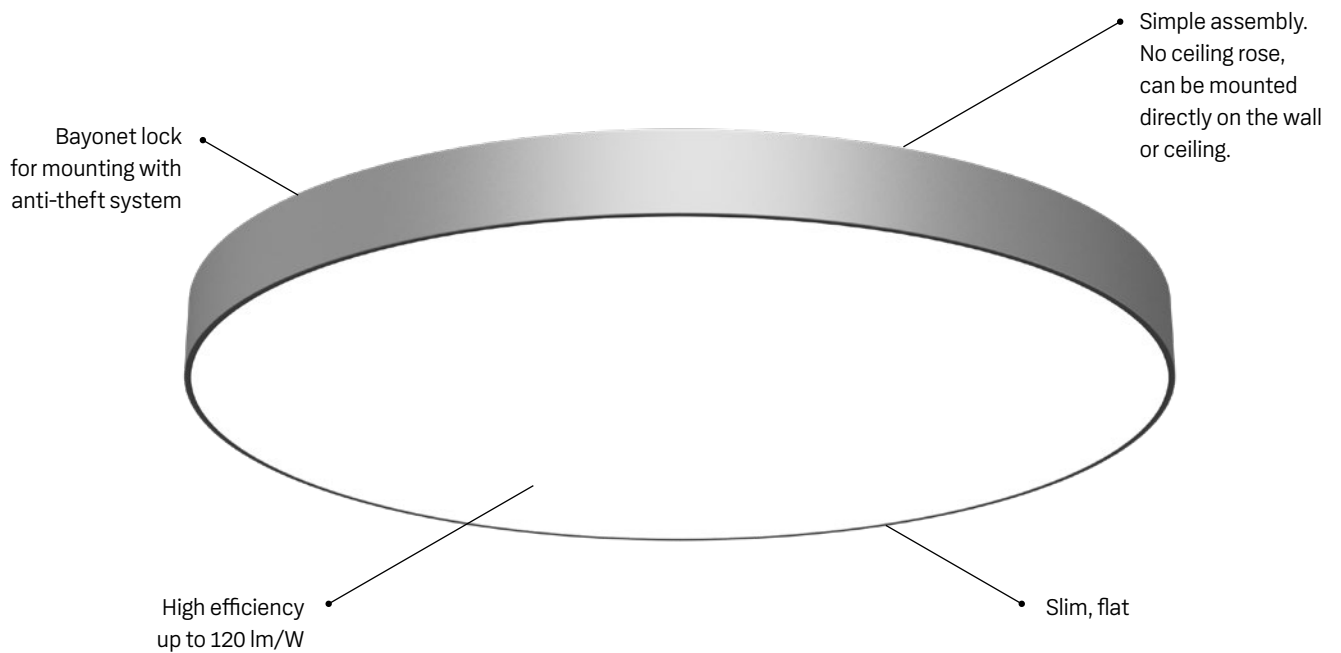
SKIVE PLUG & PLAY

SLIM LIGHT
EASY MOUNTING

The new Skive luminaire series from LTS has been made slim and simple. Thanks to its delicate appearance, Skive can be playfully integrated into communal spaces, such as lobbies in hotels or offices, as well as being eye-catching when used for general lighting. Available in four sizes, Skive can be a minimalistic feature in both modern and timeless designs, while also creating a unique lighting concept. Being highly efficient, Skive is both a powerful and versatile lighting solution.



SKIVE SURFACE-MOUNTED



SECURE LIGHTING

SKIVE SURFACE-MOUNTED VARIANT

With “secure lighting” in mind, Skive can be secured using a sophisticated anti-theft system. Skive is delivered ready for installation and can be easily affixed to the ceiling or wall with a bayonet fitting via the plug and play system, without the need for a standard ceiling rose and fixed in place using a screw placed on the side.



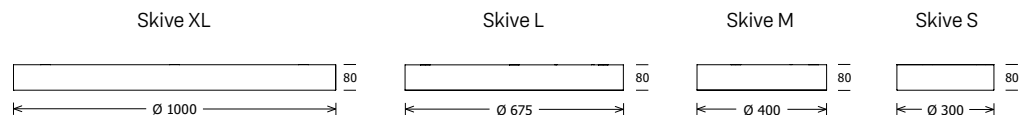
COLOURS

	black
	white
	silver
	RAL on request

SURFACE-MOUNTED	XL	L	M	S
SIZE Ø1 (mm)	1000	675	400	300
SYSTEM PERFORMANCE	max. 156,1 W	max. 70,2 W	max. 27,9 W	max. 17,8 W
LUMINOUS FLUX AT 4000 K	max. 18620 lm	max. 7750 lm	max. 2600 lm	max. 1440 lm
EFFICIENCY AT 4000 K	119,28 lm/W	110,39 lm/W	93,18 lm/W	80,89 lm/W
DALI	Standard	Standard	Standard	Standard
CRI	80	80	80	80
COLOUR TEMPERATURE	3000 K, 4000 K	3000 K, 4000 K	3000 K, 4000 K	3000 K, 4000 K

A+

A++



SKIVE ONLINE

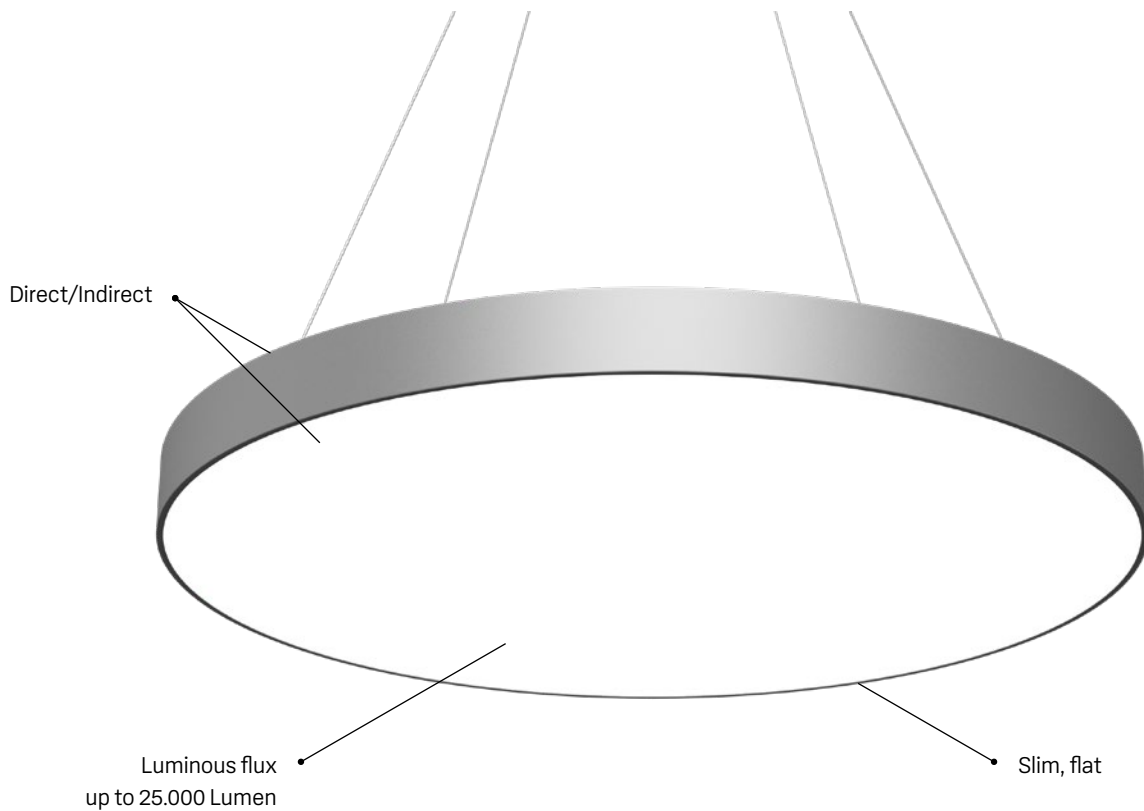


All information can be found at
www.lts-light.com/en/skive

Special options



SKIVE FLY



OPTIMUM LIGHT AT ANY HIGHT

SKIVE PENDANT VARIANT

The Skive Fly flat pendant luminaire provides totally homogeneous illumination, even in spaces with high ceilings. Skive Fly can also be individually installed and adapted with separately controllable direct/indirect lighting.



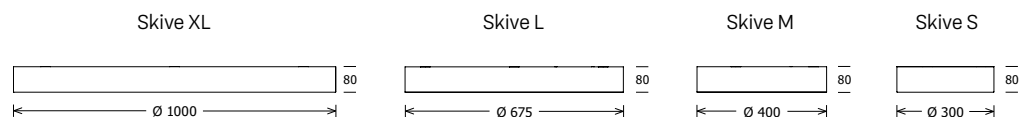
COLOURS

-  black
-  white
-  silver
-  RAL on request

	PENDANT XL	PENDANT L	PENDANT M	PENDANT S
SIZE Ø1 (mm)	1000	675	400	300
SYSTEM PERFORMANCE	max. 211,5 W	max. 99,9 W	max. 38,8 W	max. 25,3 W
LUMINOUS FLUX AT 4000 K	max. 25390 lm	max. 11340 lm	max. 3960 lm	max. 2250 lm
EFFICIENCY AT 4000 K	120,04 lm/W	113,51 lm/W	102,06 lm/W	88,93 lm/W
DALI	Standard	Standard	Standard	Standard
CRI	80	80	80	80
COLOUR TEMPERATURE	3000 K, 4000 K	3000 K, 4000 K	3000 K, 4000 K	3000 K, 4000 K

A+

A++



SKIVE ONLINE



All information can be found at
www.lts-light.com/en/skive

Special options





A Fagerhult Group Company

LTS Licht & Leuchten GmbH
Waldesch 24
88069 Tettnang
Germany

T +49 7542 9307-0
info@lts-light.com
lts-light.com