

Pendant

LUZ-PT13 102.830.60



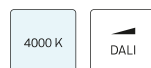
| Colours | Article no. | EAN |
|---------|-------------|---------------|
| silver | 666372 | 4043544756879 |
| black | 666373 | 4043544756886 |
| white | 666374 | 4043544756893 |



Description

- pendant luminaire in rectangular design for track mounting and diverse lighting tasks
- symmetrical and wide-beam light distribution (beam angle 60°)
- outstanding ease of maintenance
- no UV and thermal emissions
- housing made from sheet steel
- protruding lens optics made from matt PMMA
- wire-rope suspension 2-fold with height adjustment and 3-phase track adapter (length: 1500 mm, cable transparent)
- ballast (LED converter) integrated

Standard options



Special options



Lighting data / Norms

| | |
|-------------------------|---|
| Lamps | LED Modul / CRI 80 / 3000 K |
| Lifetime | L90 B50 50.000 h L80 B50 100.000 h L80 B20 50.000 h |
| System power | 18.7 W |
| Luminaire luminous flux | 2450 lm |
| System efficiency | 131.01 lm/W |
| Module efficiency | 160.00 lm/W |
| UGR class | ≤22 |
| Beam range | Wide Flood |
| Beam angle | 60° |
| Supply voltage | 220 - 240 V / 50 - 60 Hz |
| Protection class | I |
| Type of protection | IP20 |

Dimensions / Weights

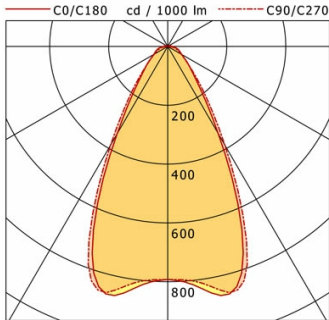
| | |
|--------------|---------|
| Length | 873 mm |
| Width | 66 mm |
| Height | 46 mm |
| Net weight | 1.89 kg |
| Gross weight | 1.99 kg |

Pendant

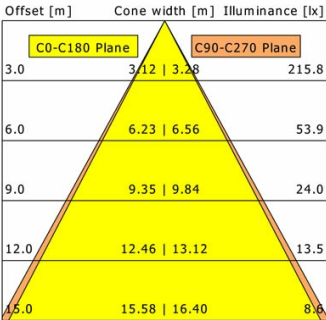
LUZ-PT13 102.830.60

LUZ-PT13 102.830.60

LUZ | Pendant Track (1xLED 19W 830/3000K 2450lm)



| | C0 | C90 | C180 | C270 |
|--------------|-----|-----|------|------|
| 0° | 793 | 793 | 793 | 793 |
| 15° | 861 | 864 | 861 | 864 |
| 30° | 342 | 387 | 342 | 387 |
| 45° | 112 | 120 | 112 | 120 |
| 60° | 55 | 53 | 55 | 53 |
| 75° | 36 | 27 | 36 | 27 |
| 90° | 14 | 2 | 14 | 2 |
| cd / 1000 lm | | | | |



| | |
|--------------------|-----------------|
| η | LED |
| Efficiency | 129 lm/W |
| Direct/Indirect | ↓ 98% / ↑ 2% |
| System Power | 19 W |
| UGR | X=4H, Y=8H |
| Reflection factors | 70/50/20 |
| UGR C0/C180 | 20.4 |
| UGR C90/C270 | 19.9 |
| CIE Flux Codes | 76 90 96 98 100 |
| Ra/CRI | >80 |

LTS

Accessories



ST-A 10/9000A-1-ST
surface-mounted track ONETrack Advance with data bus
(length: 1000 mm)



ST-A 20/9000A-2-ST
surface-mounted track ONETrack Advance with data bus
(length: 2000 mm)



ST-A 30/9000A-3-ST
surface-mounted track ONETrack Advance with data bus
(length: 3000 mm)



ST-A 40/9000A-4-ST
surface-mounted track ONETrack Advance with data bus
(length: 4000 mm)



ST-E 10/9000-1-R
recessed track ONETrack with data bus
(length: 1000 mm)



ST-E 20/9000-2-R
recessed track ONETrack with data bus
(length: 2000 mm)



ST-E 30/9000-3-R
recessed track ONETrack with data bus
(length: 3000 mm)



ST-E 40/9000-4-R
recessed track ONETrack with data bus
(length: 4000 mm)