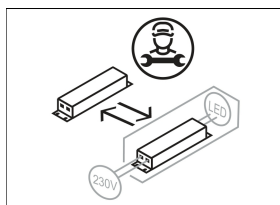
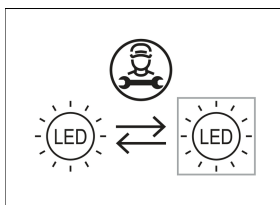
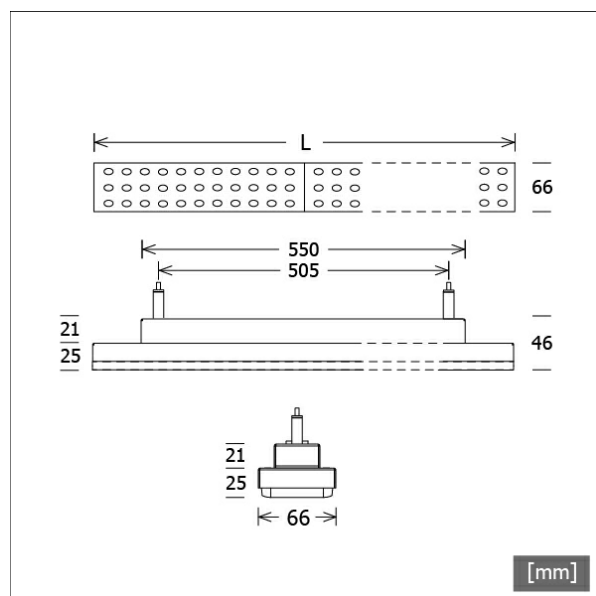


## Pendant

## LUZ-PT14 103.830.BW



Colours	Article no.	EAN
silver	666564	4043544758798
black	666565	4043544758804
white	666566	4043544758811



## Description

- pendant luminaire in rectangular design for track mounting
- batwing light distribution for special requirements of goods lighting (e.g. ways between shelves)
- outstanding ease of maintenance
- no UV and thermal emissions
- housing made from sheet steel
- protruding lens optics made from matt PMMA
- wire-rope suspension 2-fold with height adjustment and 3-phase track adapter (length: 1500 mm, cable transparent)
- ballast (LED converter) integrated

## Standard options



## Special options



## Lighting data / Norms

Lamps	LED Modul / CRI 80 / 3000 K
Lifetime	L90 B50 50.000 h L80 B50 100.000 h L80 B20 50.000 h
System power	21.5 W
Luminaire luminous flux	3280 lm
System efficiency	152.55 lm/W
Module efficiency	160.00 lm/W
UGR class	≤22
Beam range	Batwing
Beam angle	Batwing
Supply voltage	220 - 240 V / 50 - 60 Hz
Protection class	I
Type of protection	IP20

## Dimensions / Weights

Length	1160 mm
Width	66 mm
Height	46 mm
Net weight	2.42 kg
Gross weight	2.55 kg

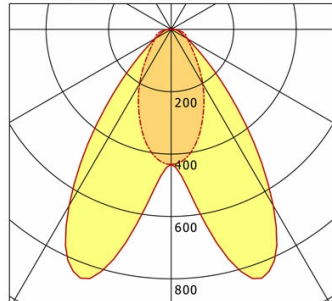
## Pendant

## LUZ-PT14 103.830.BW

**LUZ-PT14 103.830.BW**

LUZ | Pendant Track (1xLED 22W 830/3000K 3280lm)

C0/C180 cd / 1000 lm C90/C270



	C0	C90	C180	C270
0°	433	433	433	433
15°	785	349	785	349
30°	653	203	653	203
45°	209	99	209	99
60°	58	60	58	60
75°	26	41	26	41
90°	10	2	10	2
cd / 1000 lm				

Offset [m] Cone width [m] Illuminance [lx]

	C0-C180 Plane	C90-C270 Plane	
3.0	4.50	0.47	157.8
6.0	8.99	0.95	39.4
9.0	13.49	1.42	17.5
12.0	17.99	1.90	9.9
15.0	22.48	2.37	6.3

<b>η</b>	LED
Efficiency	149 lm/W
Direct/Indirect	↓ 99% / ↑ 1%
System Power	22 W
<b>UGR</b>	X=4H, Y=8H
Reflection factors	70/50/20
UGR C0/C180	20.1
UGR C90/C270	21.7
CIE Flux Codes	71 90 97 99 100
Ra/CRI	>80

LTS

## Accessories



**ST-A 10/9000A-1-ST**  
 surface-mounted track ONETrack Advance with data bus  
 (length: 1000 mm)



**ST-A 20/9000A-2-ST**  
 surface-mounted track ONETrack Advance with data bus  
 (length: 2000 mm)



**ST-A 30/9000A-3-ST**  
 surface-mounted track ONETrack Advance with data bus  
 (length: 3000 mm)



**ST-A 40/9000A-4-ST**  
 surface-mounted track ONETrack Advance with data bus  
 (length: 4000 mm)



**ST-E 10/9000-1-R**  
 recessed track ONETrack with data bus  
 (length: 1000 mm)



**ST-E 20/9000-2-R**  
 recessed track ONETrack with data bus  
 (length: 2000 mm)



**ST-E 30/9000-3-R**  
 recessed track ONETrack with data bus  
 (length: 3000 mm)



**ST-E 40/9000-4-R**  
 recessed track ONETrack with data bus  
 (length: 4000 mm)