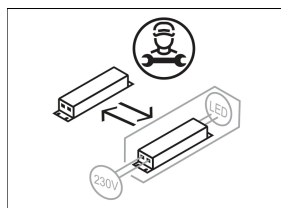
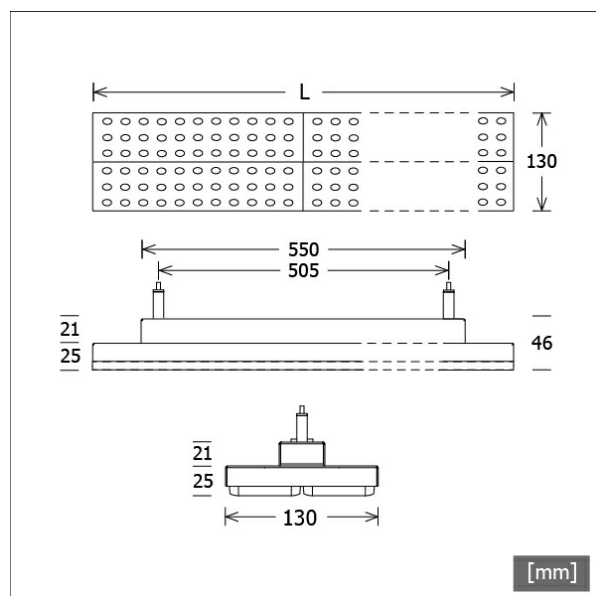


## Pendant

## LUZ-PT22 103.830.60



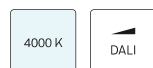
Colours	Article no.	EAN
silver	666444	4043544757593
black	666445	4043544757609
white	666446	4043544757616



## Description

- pendant luminaire in rectangular design for track mounting and diverse lighting tasks
- symmetrical and wide-beam light distribution (beam angle 60°)
- outstanding ease of maintenance
- no UV and thermal emissions
- housing made from sheet steel
- protruding lens optics made from matt PMMA
- wire-rope suspension 2-fold with height adjustment and 3-phase track adapter (length: 1500 mm, cable transparent)
- ballast (LED converter) integrated

## Standard options



## Special options



## Lighting data / Norms

Lamps	LED Modul / CRI 80 / 3000 K
Lifetime	L90 B50 50.000 h L80 B50 100.000 h L80 B20 50.000 h
System power	21.5 W
Luminaire luminous flux	3270 lm
System efficiency	152.09 lm/W
Module efficiency	160.00 lm/W
UGR class	≤22
Beam range	Wide Flood
Beam angle	60°
Supply voltage	220 - 240 V / 50 - 60 Hz
Protection class	I
Type of protection	IP20

## Dimensions / Weights

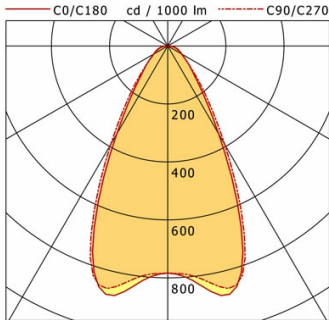
Length	587 mm
Width	130 mm
Height	46 mm
Net weight	2.45 kg
Gross weight	2.56 kg

Pendant

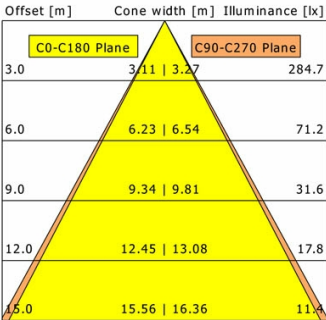
LUZ-PT22 103.830.60

LUZ-PT22 103.830.60

LUZ | Pendant Track (1xLED 22W 830/3000K 3270lm)



	C0	C90	C180	C270
0°	784	784	784	784
15°	876	863	876	863
30°	350	393	350	393
45°	116	124	116	124
60°	56	54	56	54
75°	32	28	32	28
90°	7	2	7	2
cd / 1000 lm				



<b>η</b>	LED
Efficiency	149 lm/W
Direct/Indirect	↓ 99% / ↑ 1%
System Power	22 W
<b>UGR</b>	X=4H, Y=8H
Reflection factors	70/50/20
UGR C0/C180	20.4
UGR C90/C270	20.1
CIE Flux Codes	76 90 97 99 100
Ra/CRI	>80

LTS

Accessories



**ST-A 10/9000A-1-ST**  
surface-mounted track ONETrack Advance with data bus  
(length: 1000 mm)



**ST-A 20/9000A-2-ST**  
surface-mounted track ONETrack Advance with data bus  
(length: 2000 mm)



**ST-A 30/9000A-3-ST**  
surface-mounted track ONETrack Advance with data bus  
(length: 3000 mm)



**ST-A 40/9000A-4-ST**  
surface-mounted track ONETrack Advance with data bus  
(length: 4000 mm)



**ST-E 10/9000-1-R**  
recessed track ONETrack with data bus  
(length: 1000 mm)



**ST-E 20/9000-2-R**  
recessed track ONETrack with data bus  
(length: 2000 mm)



**ST-E 30/9000-3-R**  
recessed track ONETrack with data bus  
(length: 3000 mm)



**ST-E 40/9000-4-R**  
recessed track ONETrack with data bus  
(length: 4000 mm)