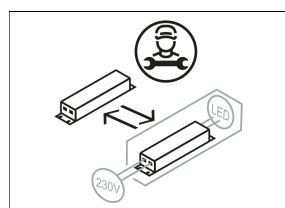
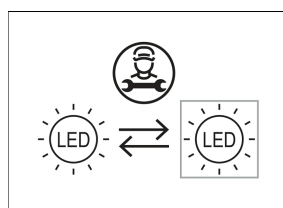
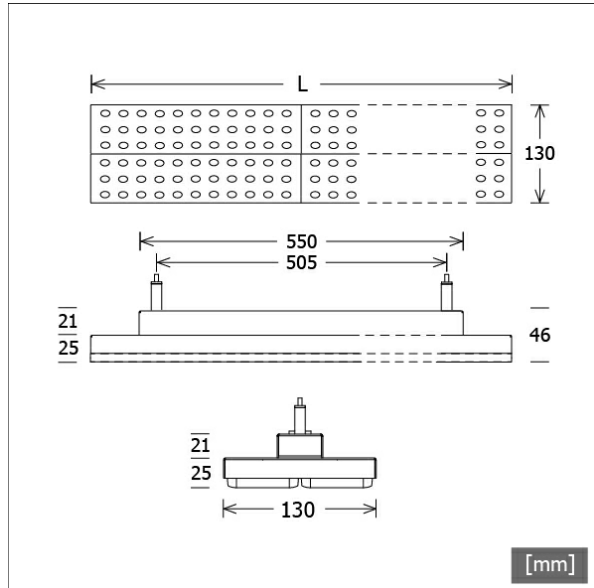


Pendant

# LUZ-PT22 106.840.BW



Colours	Article no.	EAN
silver	666630	4043544759450
black	666631	4043544759467
white	666632	4043544759474



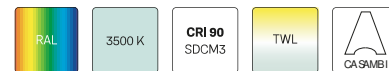
## Description

- pendant luminaire in rectangular design for track mounting
- batwing light distribution for special requirements of goods lighting (e.g. ways between shelves)
- outstanding ease of maintenance
- no UV and thermal emissions
- housing made from sheet steel
- protruding lens optics made from matt PMMA
- wire-rope suspension 2-fold with height adjustment and 3-phase track adapter (length: 1500 mm, cable transparent)
- ballast (LED converter) integrated

## Standard options



## Special options



## Lighting data / Norms

Lamps	LED Modul / CRI 80 / 4000 K
Lifetime	L90 B50 50.000 h L80 B50 100.000 h L80 B20 50.000 h
System power	44.1 W
Luminaire luminous flux	6780 lm
System efficiency	153.74 lm/W
Module efficiency	193.50 lm/W
UGR class	≤25
Beam range	Batwing
Beam angle	Batwing
Supply voltage	220 - 240 V / 50 - 60 Hz
Protection class	I
Type of protection	IP20

## Dimensions / Weights

Length	587 mm
Width	130 mm
Height	46 mm
Net weight	2.45 kg
Gross weight	2.56 kg

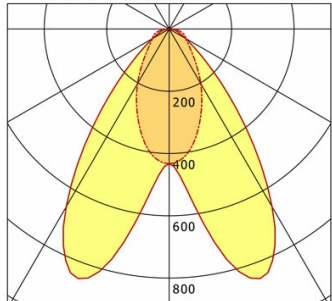
Pendant

# LUZ-PT22 106.840.BW

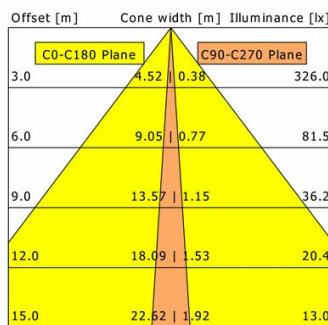
## LUZ-PT22 106.840.BW

LUZ | Pendant Track (1xLED 44W 840/4000K 6780lm)

— C0/C180 cd / 1000 lm — C90/C270



	C0	C90	C180	C270
0°	433	433	433	433
15°	789	347	789	347
30°	659	202	659	202
45°	217	100	217	100
60°	60	62	60	62
75°	23	42	23	42
90°	5	2	5	2
cd / 1000 lm				



<b>η</b>	LED
Efficiency	154 lm/W
Direct/Indirect	↓ 99% / ↑ 1%
System Power	44 W
<b>UGR</b>	X=4H, Y=8H
Reflection factors	70/50/20
UGR C0/C180	22.8
UGR C90/C270	24.4
CIE Flux Codes	71 91 97 99 100
Ra/CRI	>80

LTS

### Accessories



**ST-A 10/9000A-1-ST**  
surface-mounted track ONETrack Advance with data bus  
(length: 1000 mm)



**ST-A 20/9000A-2-ST**  
surface-mounted track ONETrack Advance with data bus  
(length: 2000 mm)



**ST-A 30/9000A-3-ST**  
surface-mounted track ONETrack Advance with data bus  
(length: 3000 mm)



**ST-A 40/9000A-4-ST**  
surface-mounted track ONETrack Advance with data bus  
(length: 4000 mm)



**ST-E 10/9000-1-R**  
recessed track ONETrack with data bus  
(length: 1000 mm)



**ST-E 20/9000-2-R**  
recessed track ONETrack with data bus  
(length: 2000 mm)



**ST-E 30/9000-3-R**  
recessed track ONETrack with data bus  
(length: 3000 mm)



**ST-E 40/9000-4-R**  
recessed track ONETrack with data bus  
(length: 4000 mm)