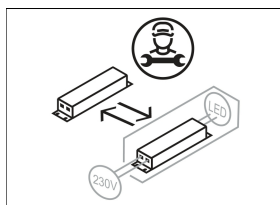
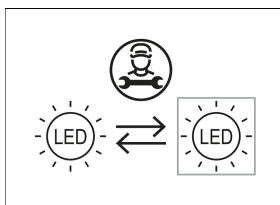
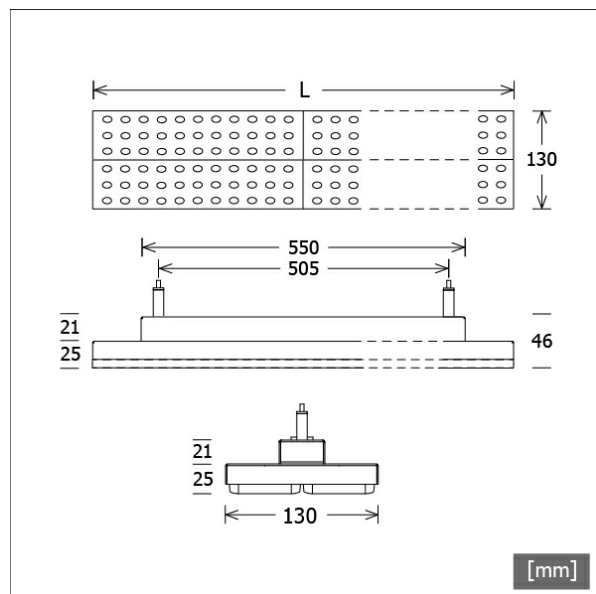


Pendant

LUZ-PT23 105.840.BW



Colours	Article no.	EAN
silver	666642	4043544759573
black	666643	4043544759580
white	666644	4043544759597



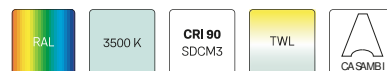
Description

- pendant luminaire in rectangular design for track mounting
- batwing light distribution for special requirements of goods lighting (e.g. ways between shelves)
- outstanding ease of maintenance
- no UV and thermal emissions
- housing made from sheet steel
- protruding lens optics made from matt PMMA
- wire-rope suspension 2-fold with height adjustment and 3-phase track adapter (length: 1500 mm, cable transparent)
- ballast (LED converter) integrated

Standard options



Special options



Lighting data / Norms

Lamps	LED Modul / CRI 80 / 4000 K
Lifetime	L90 B50 50.000 h L80 B50 100.000 h L80 B20 50.000 h
System power	31.6 W
Luminaire luminous flux	5130 lm
System efficiency	162.34 lm/W
Module efficiency	193.50 lm/W
UGR class	≤22
Beam range	Batwing
Beam angle	Batwing
Supply voltage	220 - 240 V / 50 - 60 Hz
Protection class	I
Type of protection	IP20

Dimensions / Weights

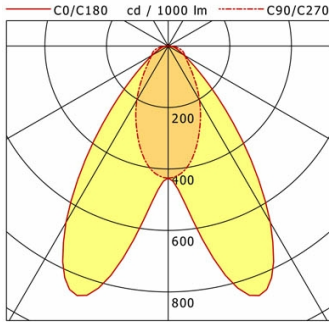
Length	873 mm
Width	130 mm
Height	46 mm
Net weight	3.08 kg
Gross weight	3.23 kg

Pendant

LUZ-PT23 105.840.BW

LUZ-PT23 105.840.BW

LUZ | Pendant Track (1xLED 32W 840/4000K 5130lm)



	C0	C90	C180	C270
0°	430	430	430	430
15°	796	346	796	346
30°	664	204	664	204
45°	210	102	210	102
60°	59	63	59	63
75°	24	42	24	42
90°	6	2	6	2
cd / 1000 lm				

LDC unsuitable for cone representation.
The C90 angle is oversized.

η	LED
Efficiency	160 lm/W
Direct/Indirect	↓ 99% / ↑ 1%
System Power	32 W
UGR	X=4H, Y=8H
Reflection factors	70/50/20
UGR C0/C180	20.4
UGR C90/C270	22.1
CIE Flux Codes	72 91 97 99 100
Ra/CRI	>80

LTS

Accessories



ST-A 10/9000A-1-ST
surface-mounted track ONETrack Advance with data bus
(length: 1000 mm)



ST-A 20/9000A-2-ST
surface-mounted track ONETrack Advance with data bus
(length: 2000 mm)



ST-A 30/9000A-3-ST
surface-mounted track ONETrack Advance with data bus
(length: 3000 mm)



ST-A 40/9000A-4-ST
surface-mounted track ONETrack Advance with data bus
(length: 4000 mm)



ST-E 10/9000-1-R
recessed track ONETrack with data bus
(length: 1000 mm)



ST-E 20/9000-2-R
recessed track ONETrack with data bus
(length: 2000 mm)



ST-E 30/9000-3-R
recessed track ONETrack with data bus
(length: 3000 mm)



ST-E 40/9000-4-R
recessed track ONETrack with data bus
(length: 4000 mm)