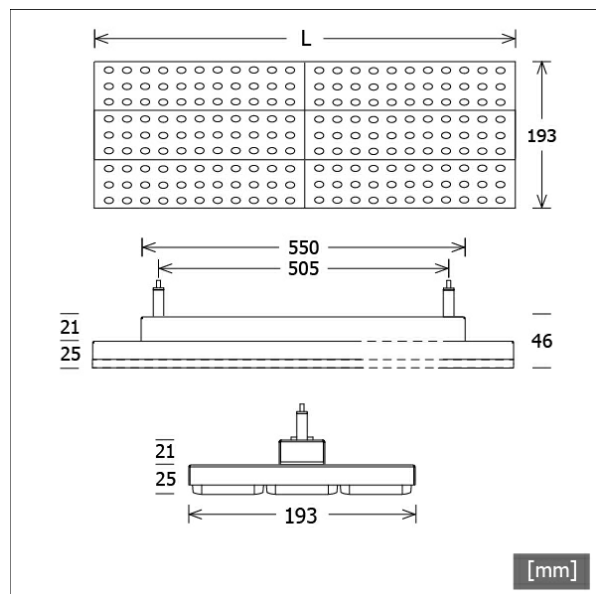


Pendant

LUZ-PT32 110.830.60



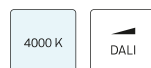
Colours	Article no.	EAN
silver	666504	4043544758194
black	666505	4043544758200
white	666506	4043544758217



Description

- pendant luminaire in rectangular design for track mounting and diverse lighting tasks
- symmetrical and wide-beam light distribution (beam angle 60°)
- outstanding ease of maintenance
- no UV and thermal emissions
- housing made from sheet steel
- protruding lens optics made from matt PMMA
- wire-rope suspension 2-fold with height adjustment and 3-phase track adapter (length: 1500 mm, cable transparent)
- ballast (LED converter) integrated

Standard options



Special options



Lighting data / Norms

Lamps	LED Modul / CRI 80 / 3000 K
Lifetime	L90 B50 50.000 h L80 B50 100.000 h L80 B20 50.000 h
System power	64.8 W
Luminaire luminous flux	9710 lm
System efficiency	149.84 lm/W
Module efficiency	160.00 lm/W
UGR class	≤25
Beam range	Wide Flood
Beam angle	60°
Supply voltage	220 - 240 V / 50 - 60 Hz
Protection class	I
Type of protection	IP20

Dimensions / Weights

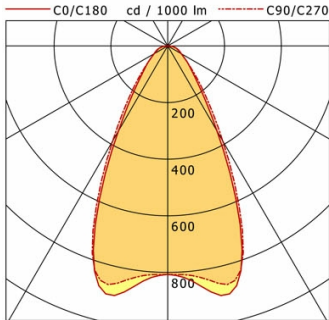
Length	587 mm
Width	193 mm
Height	46 mm
Net weight	3.11 kg
Gross weight	3.26 kg

Pendant

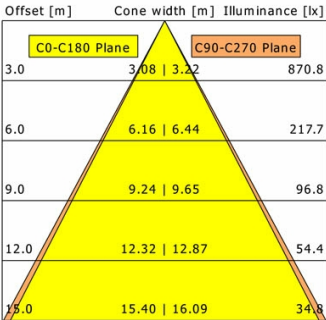
LUZ-PT32 110.830.60

LUZ-PT32 110.830.60

LUZ | Pendant Track (1xLED 65W 830/3000K 9710lm)



	C0	C90	C180	C270
0°	807	807	807	807
15°	895	868	895	868
30°	347	388	347	388
45°	115	125	115	125
60°	55	55	55	55
75°	32	28	32	28
90°	5	2	5	2
cd / 1000 lm				



η	LED
Efficiency	149 lm/W
Direct/Indirect	↓ 99% / ↑ 1%
System Power	65 W
UGR	X=4H, Y=8H
Reflection factors	70/50/20
UGR C0/C180	22.7
UGR C90/C270	22.5
CIE Flux Codes	76 90 97 99 100
Ra/CRI	>80

LTS

Accessories



ST-A 10/9000A-1-ST
surface-mounted track ONETrack Advance with data bus
(length: 1000 mm)



ST-A 20/9000A-2-ST
surface-mounted track ONETrack Advance with data bus
(length: 2000 mm)



ST-A 30/9000A-3-ST
surface-mounted track ONETrack Advance with data bus
(length: 3000 mm)



ST-A 40/9000A-4-ST
surface-mounted track ONETrack Advance with data bus
(length: 4000 mm)



ST-E 10/9000-1-R
recessed track ONETrack with data bus
(length: 1000 mm)



ST-E 20/9000-2-R
recessed track ONETrack with data bus
(length: 2000 mm)



ST-E 30/9000-3-R
recessed track ONETrack with data bus
(length: 3000 mm)



ST-E 40/9000-4-R
recessed track ONETrack with data bus
(length: 4000 mm)