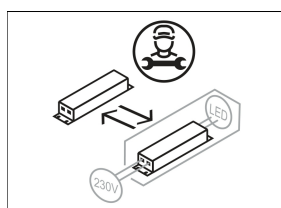
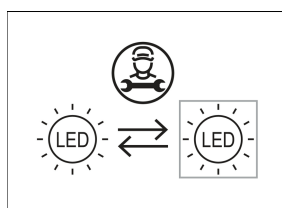
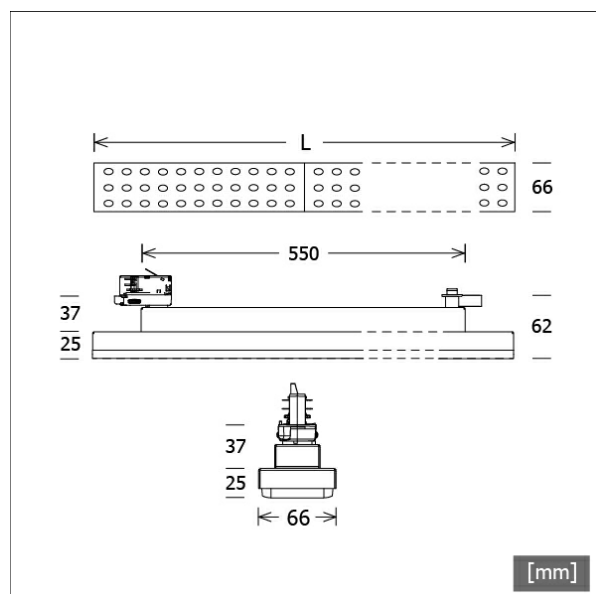


# LUZ-T13 102.840.BW



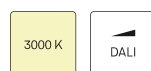
Colours	Article no.	EAN
silver	667051	4043544763655
black	667052	4043544763662
white	667053	4043544763679



## Description

- track-mounted luminaire in rectangular design with batwing light distribution for special requirements of goods lighting (e.g. ways between shelves)
- outstanding ease of maintenance
- no UV and thermal emissions
- housing made from sheet steel
- protruding lens optics made from matt PMMA
- 3-phase track adapter
- ballast (LED converter) integrated

## Standard options



## Special options



## Lighting data / Norms

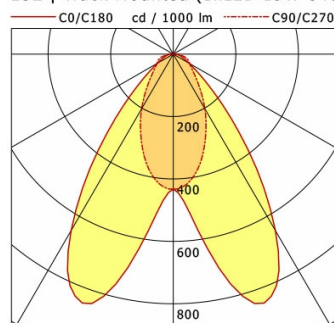
<b>Lamps</b>	LED Modul / CRI 80 / 4000 K
<b>Lifetime</b>	L90 B50 50.000 h L80 B50 100.000 h L80 B20 50.000 h
<b>System power</b>	18.7 W
<b>Luminaire luminous flux</b>	2570 lm
<b>System efficiency</b>	137.43 lm/W
<b>Module efficiency</b>	193.50 lm/W
<b>UGR class</b>	≤22
<b>Beam angle</b>	Batwing
<b>Supply voltage</b>	220 - 240 V / 50 - 60 Hz
<b>Protection class</b>	I
<b>Type of protection</b>	IP20

## Dimensions / Weights

<b>Length</b>	873 mm
<b>Width</b>	66 mm
<b>Height</b>	62 mm
<b>Net weight</b>	1.77 kg
<b>Gross weight</b>	1.87 kg

# LUZ-T13 102.840.BW

LUZ | Track-Mounted (1xLED 19W 840/4000K 2570lm)



	C0	C90	C180	C270
0°	433	433	433	433
15°	785	349	785	349
30°	653	203	653	203
45°	209	99	209	99
60°	58	60	58	60
75°	26	41	26	41
90°	10	2	10	2

cd / 1000 lm

Offset [m]	Cone width [m]	Illuminance [lx]
3.0	4.50   0.47	123.6
6.0	8.99   0.95	30.9
9.0	13.49   1.42	13.7
12.0	17.99   1.90	7.7
15.0	22.48   2.37	4.9

Legend: C0-C180 Plane (yellow), C90-C270 Plane (orange)

<b>η</b>	LED
Efficiency	135 lm/W
Direct/Indirect	↓ 99% / ↑ 1%
System Power	19 W
<b>UGR</b>	X=4H, Y=8H
Reflection factors	70/50/20
UGR C0/C180	20.3
UGR C90/C270	21.8
CIE Flux Codes	71 90 97 99 100
Ra/CRI	> 80

LTS

## Accessories



**ST-A 10/9000A-1-ST**  
 surface-mounted track ONETrack Advance with data bus  
 (length: 1000 mm)



**ST-A 20/9000A-2-ST**  
 surface-mounted track ONETrack Advance with data bus  
 (length: 2000 mm)



**ST-A 30/9000A-3-ST**  
 surface-mounted track ONETrack Advance with data bus  
 (length: 3000 mm)



**ST-A 40/9000A-4-ST**  
 surface-mounted track ONETrack Advance with data bus  
 (length: 4000 mm)



**ST-E 10/9000-1-R**  
 recessed track ONETrack with data bus  
 (length: 1000 mm)



**ST-E 20/9000-2-R**  
 recessed track ONETrack with data bus  
 (length: 2000 mm)



**ST-E 30/9000-3-R**  
 recessed track ONETrack with data bus  
 (length: 3000 mm)



**ST-E 40/9000-4-R**  
 recessed track ONETrack with data bus  
 (length: 4000 mm)