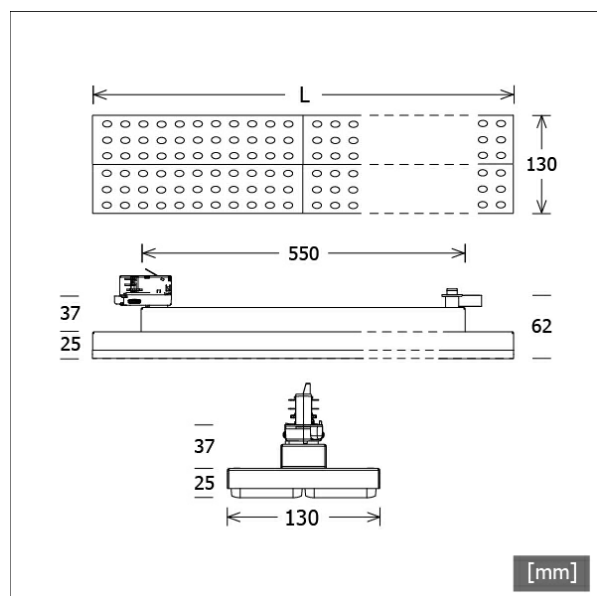


# LUZ-T22 103.830.60



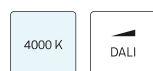
Colours	Article no.	EAN
silver	666949	4043544762634
black	666950	4043544762641
white	666951	4043544762658



## Description

- track-mounted luminaire in rectangular design for diverse lighting tasks
- symmetrical and wide-beam light distribution (beam angle 60°)
- outstanding ease of maintenance
- no UV and thermal emissions
- housing made from sheet steel
- protruding lens optics made from matt PMMA
- 3-phase track adapter
- ballast (LED converter) integrated

## Standard options



## Special options



## Lighting data / Norms

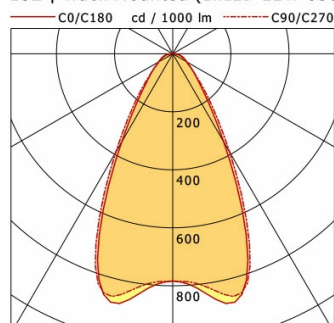
<b>Lamps</b>	LED Modul / CRI 80 / 3000 K
<b>Lifetime</b>	L90 B50 50.000 h L80 B50 100.000 h L80 B20 50.000 h
<b>System power</b>	21.5 W
<b>Luminaire luminous flux</b>	3270 lm
<b>System efficiency</b>	152.09 lm/W
<b>Module efficiency</b>	160.00 lm/W
<b>UGR class</b>	≤22
<b>Beam range</b>	Wide Flood
<b>Beam angle</b>	60°
<b>Supply voltage</b>	220 - 240 V / 50 - 60 Hz
<b>Protection class</b>	I
<b>Type of protection</b>	IP20

## Dimensions / Weights

<b>Length</b>	587 mm
<b>Width</b>	130 mm
<b>Height</b>	62 mm
<b>Net weight</b>	2.32 kg
<b>Gross weight</b>	2.44 kg

# LUZ-T22 103.830.60

LUZ | Track-Mounted (1xLED 22W 830/3000K 3270lm 60°)



	C0	C90	C180	C270
0°	784	784	784	784
15°	876	863	876	863
30°	350	393	350	393
45°	116	124	116	124
60°	56	54	56	54
75°	32	28	32	28
90°	7	2	7	2

cd / 1000 lm

Offset [m]	Cone width [m]	Illuminance [lx]
3.0	3.11   3.27	284.7
6.0	6.23   6.54	71.2
9.0	9.34   9.81	31.6
12.0	12.45   13.08	17.8
15.0	15.56   16.36	11.4

C0-C180 Plane C90-C270 Plane

<b>η</b>	LED
Efficiency	149 lm/W
Direct/Indirect	↓ 99% / ↑ 1%
System Power	22 W
<b>UGR</b>	X=4H, Y=8H
Reflection factors	70/50/20
UGR C0/C180	20.4
UGR C90/C270	20.1
CIE Flux Codes	76 90 97 99 100
Ra/CRI	> 80

LTS

## Accessories



**ST-A 10/9000A-1-ST**  
 surface-mounted track ONETrack Advance with data bus  
 (length: 1000 mm)



**ST-A 20/9000A-2-ST**  
 surface-mounted track ONETrack Advance with data bus  
 (length: 2000 mm)



**ST-A 30/9000A-3-ST**  
 surface-mounted track ONETrack Advance with data bus  
 (length: 3000 mm)



**ST-A 40/9000A-4-ST**  
 surface-mounted track ONETrack Advance with data bus  
 (length: 4000 mm)



**ST-E 10/9000-1-R**  
 recessed track ONETrack with data bus  
 (length: 1000 mm)



**ST-E 20/9000-2-R**  
 recessed track ONETrack with data bus  
 (length: 2000 mm)



**ST-E 30/9000-3-R**  
 recessed track ONETrack with data bus  
 (length: 3000 mm)



**ST-E 40/9000-4-R**  
 recessed track ONETrack with data bus  
 (length: 4000 mm)