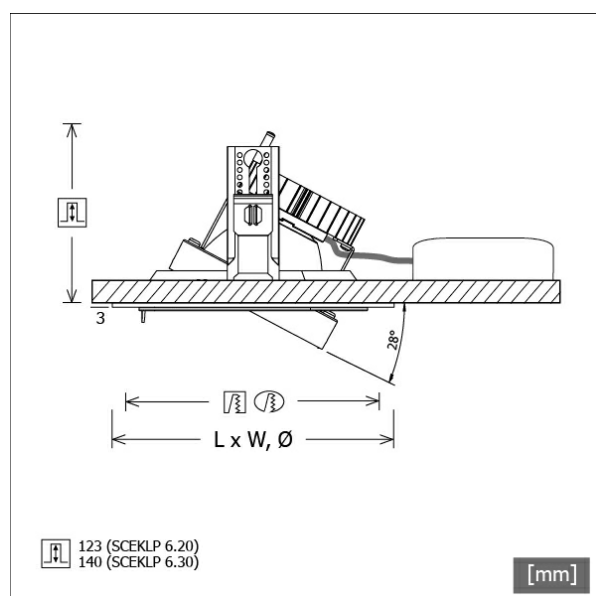


SCEKLP 6.2030.15



Colours	Article no.	EAN
black	637036	4043544396464
silver	637037	4043544396471
white	637038	4043544396488



Description

- flexible recessed spotlight system consisting of recessed frames, light-heads and ballasts (recessed frames to be ordered separately)
- light-head pivots through 28° via gimbals
- outstanding ease of maintenance
- no UV and thermal emissions
- thermal management with passive cooling (heat sink made from aluminium)
- gimbals made from die-cast zinc and polycarbonate
- specular aluminium reflector with precise symmetrical beam characteristic for high luminous efficiency and glare-free lighting
- clear safety glass
- light-head snaps into mounting frame without tools
- connection to ballast via luminaire cable with Mini-Clamp connector
- ballast (LED converter) included (external placement)

Standard options



Special options



Lighting data / Norms

Lamps	LED Spot / CRI 80 / 3000 K
EPREL light sources	848117
Lifetime	L90 B50 50.000 h L80 B50 100.000 h L80 B20 50.000 h
System power	25.8 W
Luminaire luminous flux	2710 lm
System efficiency	105.03 lm/W
Module efficiency	156.64 lm/W
UGR class	≤19
Beam range	Spot
Beam angle	14°
Supply voltage	220 - 240 V / 50 - 60 Hz
Protection class	III
Type of protection	IP20

Dimensions / Weights

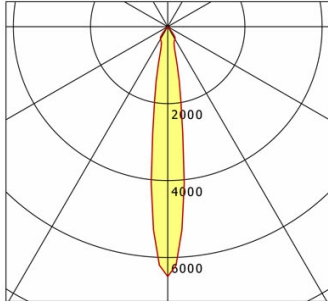
Height	126 mm
Recessed depth	123 mm
Diameter of light head	154 mm
Net weight	0.80 kg
Gross weight	0.84 kg

SCEKLP 6.2030.15

SCEKLP 6.2030.15

Scene 6 System | Light-Head (1xLED 26W 830/3000K 2710lm)

C0/C180 cd / 1000 lm



	C0	C90	C180	C270
0°	6495	6495	6495	6495
15°	830	830	830	830
30°	374	374	374	374
45°	20	20	20	20
60°	2	2	2	2
75°	0	0	0	0
90°	0	0	0	0
cd / 1000 lm				

Offset [m] Cone width [m] Illuminance [lx]

C0-C180 Plane		
3.0	0.76	1955.6
6.0	1.52	488.9
9.0	2.28	217.3
12.0	3.04	122.2
15.0	3.80	78.2

η	LED
Efficiency	105 lm/W
Direct/Indirect	↓ 100% / ↑ 0%
System Power	26 W
UGR	X=4H, Y=8H
Reflection factors	70/50/20
UGR C0/C180	19.1
UGR C90/C270	19.1
CIE Flux Codes	98 100 100 100 100
Ra/CRI	>80

LTS

Accessories



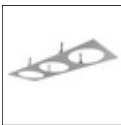
SCER 6.100
mounting frame 1-lamp



SCER 6.111
mounting frame (round) 1-lamp



SCER 6.200
mounting frame 2-lamp



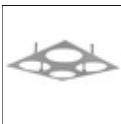
SCER 6.300
mounting frame 3-lamp



SCER 6.310
mounting frame (round) 3-lamp



SCER 6.330
corner mounting frame 3-lamp



SCER 6.400
mounting frame 4-lamp