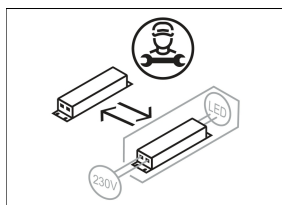
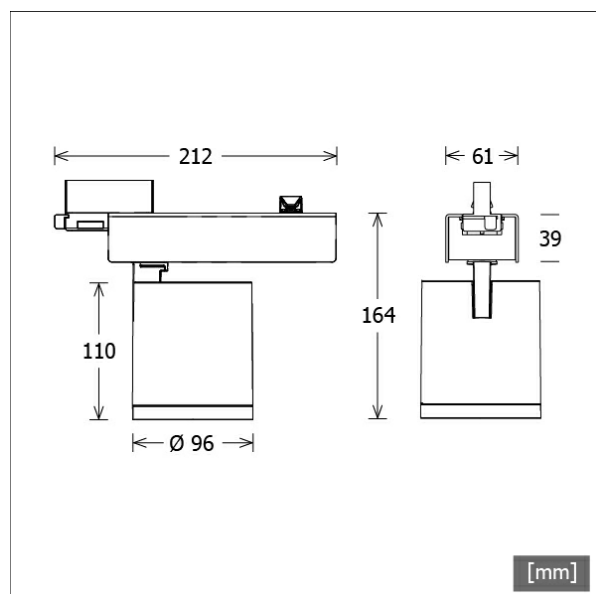




## SCOUT 203.25.2/B



Colours	Article no.	EAN
silver	660655	4043544694812
black	660656	4043544694829
white	660657	4043544694836



## Description

- flexible track-mounted spotlight in separated design with cylindrical light-head for special lighting of bakery products
- light-head rotates through 355° and pivots through 90° via integrated articulated arm
- outstanding ease of maintenance
- no UV and thermal emissions
- light-head made from die-cast aluminium
- innovative thermal management with design-integrated passive cooling
- high performance specular aluminium reflector with precise symmetrical beam characteristic for high luminous efficiency and glare-free lighting
- ballast housing made from aluminium
- clear and reflection-free EnergyVision safety glass
- 3-phase track adapter
- ballast (LED converter) integrated

## Standard options



## Special options



## Lighting data / Norms

Lamps	LED Spot Bakery / CRI 82
EPREL light sources	832579
Lifetime	L90 B50 50.000 h L80 B50 100.000 h L80 B20 50.000 h
System power	28.1 W
Luminaire luminous flux	2850 lm
System efficiency	101.42 lm/W
Module efficiency	109.90 lm/W
UGR class	≤19
Beam range	Spot
Beam angle	22°
Supply voltage	220 - 240 V / 50 - 60 Hz
Protection class	I
Type of protection	IP20

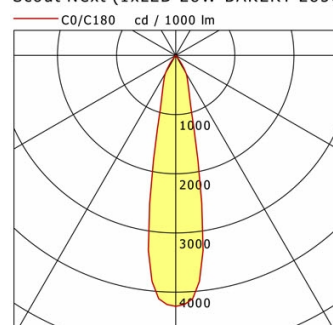
## Dimensions / Weights

Length	212 mm
Width	96 mm
Height	164 mm
Diameter of light head	96 mm
Net weight	1.16 kg
Gross weight	1.22 kg

# SCOUT 203.25.2/B

## SCOUT 203.25.2/B

Scout Next (1xLED 28W BAKERY 2850lm 25°)



	C0	C90	C180	C270
0°	4240	4240	4240	4240
15°	1089	1089	1089	1089
30°	349	349	349	349
45°	3	3	3	3
60°	2	2	2	2
75°	1	1	1	1
90°	0	0	0	0
cd / 1000 lm				

Offset [m]	Cone width [m]	Illuminance [lx]
C0-C180 Plane		
3.0	1.19	1342.6
6.0	2.37	335.7
9.0	3.56	149.2
12.0	4.74	83.9
15.0	5.93	53.7

<b>η</b>	LED
Efficiency	102 lm/W
Direct/Indirect	↓ 100% / ↑ 0%
System Power	28 W
<b>UGR</b>	X=4H, Y=8H
Reflection factors	70/50/20
UGR C0/C180	17.2
UGR C90/C270	17.2
CIE Flux Codes	99 100 100 100 100
Ra/CRI	---

LTS

## Accessories



**ST-A 10/9000A-1-ST**  
 surface-mounted track ONETrack Advance with data bus  
 (length: 1000 mm)



**ST-A 20/9000A-2-ST**  
 surface-mounted track ONETrack Advance with data bus  
 (length: 2000 mm)



**ST-A 30/9000A-3-ST**  
 surface-mounted track ONETrack Advance with data bus  
 (length: 3000 mm)



**ST-A 40/9000A-4-ST**  
 surface-mounted track ONETrack Advance with data bus  
 (length: 4000 mm)



**ST-A MONO/9000-BPU-D**  
 3-phase surface-mounted monopoint with bus option



**ST-E 10/9000-1-R**  
 recessed track ONETrack with data bus  
 (length: 1000 mm)



**ST-E 20/9000-2-R**  
 recessed track ONETrack with data bus  
 (length: 2000 mm)



**ST-E 30/9000-3-R**  
 recessed track ONETrack with data bus  
 (length: 3000 mm)



**ST-E 40/9000-4-R**  
 recessed track ONETrack with data bus  
 (length: 4000 mm)



**ST-E MONO/9000-BPU-D**  
 3-phase recessed monopoint with bus option



**ZBK 13**  
 anti-glare flaps



**ZBW 87**  
 honeycomb louvre