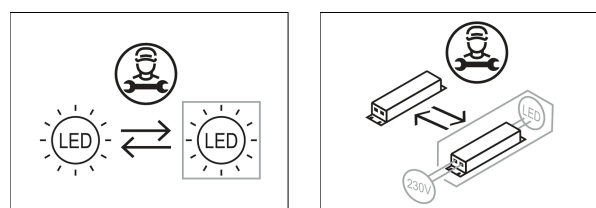
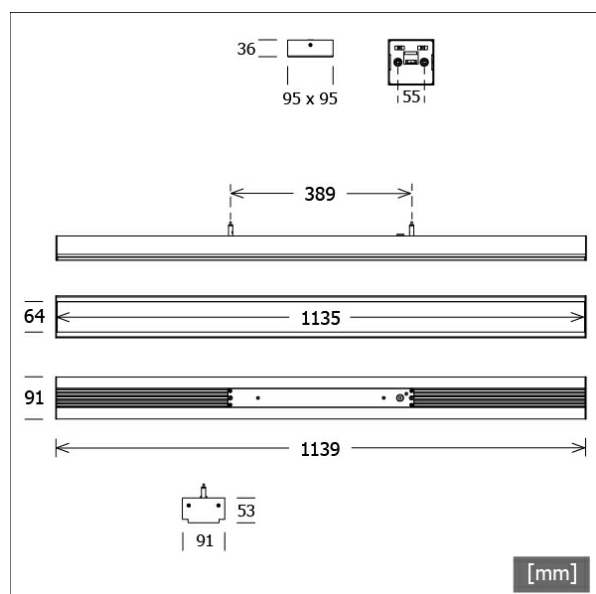


TIML-PA 105.1139.830



Colours	Article no.	EAN
ash	667479	4043544795304



Description

- sustainable pendant luminaire with ash wood body in rectangular design for direct lighting
- outstanding ease of maintenance
- no UV and thermal emissions
- innovative thermal management via integrated cooling profile made from aluminium
- ash wood housing with design grooves in the top side
- end covers made from black aluminium
- opal acrylic glass diffuser with profile guide and tool-free snap-in technology
- wire-rope suspension 2-fold with height-adjustment (length: 1500 mm)
- black textile cable (3-core, pre-fabricated), square black ceiling canopy with feed-in made from sheet steel
- ballast (LED converter) integrated

Notes

Wood is a natural product, variations in grain are to be expected. The wood used here is untreated and therefore very susceptible to oil and dirt.

Standard options



Lighting data / Norms

Lamps	LED linear / CRI 80 / 3000 K
Lifetime	L90 B50 50.000 h L80 B50 100.000 h L80 B20 50.000 h
System power	50.2 W
Luminaire luminous flux	5690 lm
System efficiency	113.34 lm/W
Module efficiency	159.41 lm/W
UGR class	≤28
Supply voltage	220 - 240 V / 50 - 60 Hz
Protection class	I
Type of protection	IP20

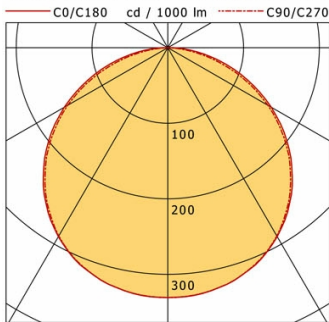
Dimensions / Weights

Length	1139 mm
Width	91 mm
Height	53 mm
Net weight	3.60 kg
Gross weight	4.05 kg

TIML-PA 105.1139.830

TIML-PA 105.1139.830

Timba Linear | Pendant (1xLED 50W 830/3000K 5690lm)



	C0	C90	C180	C270
0°	331	331	331	331
15°	322	321	322	321
30°	289	288	289	288
45°	232	229	232	229
60°	158	153	158	153
75°	75	66	75	66
90°	6	0	6	0
cd / 1000 lm				

Offset [m]	Cone width [m]		Illuminance [lx]
	C0-C180 Plane	C90-C270 Plane	
3.0	9.80	9.48	209.1
6.0	19.59	18.96	52.3
9.0	29.39	28.44	23.2
12.0	39.18	37.92	13.1
15.0	48.98	47.40	8.4

η	LED
Efficiency	114 lm/W
Direct/Indirect	↓ 100% / ↑ 0%
System Power	50 W
UGR	X=4H, Y=8H
Reflection factors	70/50/20
UGR C0/C180	27.2
UGR C90/C270	27.4
CIE Flux Codes	46 77 95 100 100
Ra/CRI	>80

LTS