


LK-P 070.001 OAG/...



Description

- système d'éclairage sur mesure pour montage au plafond, sur le mur ou à suspension
- pour diffuseur opale saillant
- profil en aluminium extrudé de haute qualité
- possibilité de coupes obliques pour surfaces, intérieur de plafonds/murs, intérieur/extérieur de bords (coût de la coupe sur demande)
- modules lumière et accessoires (nécessaires) à commander séparément
- sans diffuseur en verre acrylique

Observations

Pour les lampes avec seulement « 1 module lumière », ajouter toujours « +5 mm » pour les ailettes des embouts de fermeture ou utiliser la lampe simple Monoline. La dilatation thermique linéaire du profil en aluminium à $dT = 10$ Kelvins est de 0,3 mm au mètre. IP40 s'applique seulement sur le profil en verre acrylique monté.

Données d'éclairage / Normes

Type de protection IP20

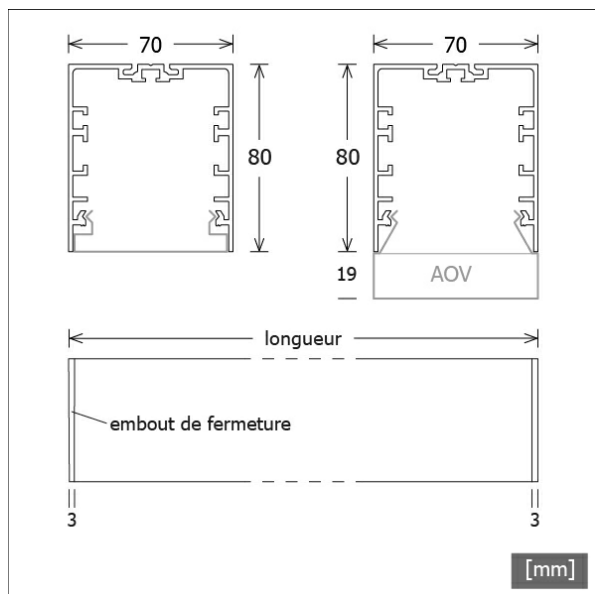
Dimensions / Poids

Largeur 70 mm
 Hauteur 80 mm
 Poids net 1.61 kg
 Poids brut 1.69 kg

Dimensions spéciales

Longueur = longueur profil + (épaisseur de l'embout de fermeture 2 x 3 mm)

Coloris	Réf. article	EAN
noir	651954	4043544606471
argent anodisé	651956	4043544606495
blanc	651957	4043544606501



LK-P 070.001 OAG/...

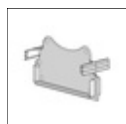
Accessoires



LK-Z070 AOV-001/...
Verre acrylique opale saillant (longueur sur mesure)



LK-Z070 AOV-E-001/1500
Terminal en verre acrylique opale saillant
(hauteur : 1500 mm)



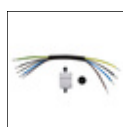
LK-Z070 AOV-K-001
Élément de masquage pour verre acrylique opale saillant



LK-Z070 SENSOR/OR
capteur Organic Response
(DALI PS3)



LK-Z070.001
Embout de fermeture
(2 pièces)



LK-Z070.100
Kit de branchement avec mise à la terre



LK-Z070.102.90
kit connecteur pour angles



LK-Z070.103.03
kit câble avec alimentation
(à 3 connecteurs, longueur : 3000 mm)



LK-Z070.103.03/DIM
kit câble avec alimentation DALI
(à 5 connecteurs, longueur : 3000 mm)



LK-Z070.103.05
kit câble avec alimentation
(à 3 connecteurs, longueur : 5000 mm)



LK-Z070.103.05/DIM
kit câble avec alimentation DALI
(à 5 connecteurs, longueur : 5000 mm)



LK-Z070.104.03
kit câble sans alimentation
(longueur : 3000 mm)

LK-P 070.001 OAG/...

Accessoires



LK-Z070.104.05
kit câble sans alimentation
(longueur : 5000 mm)



LK-Z070.107
Crochet pour montage à chaîne
(1 pièce)



LK-Z070.108
Flasque de montage pour suspension rapide
(1 pièce)



LK-Z070.110
Kit de mise à la terre pour pièces profilées
(chanfreins)



LK-Z070.114
Support mural
(1 pièce)



LK-Z070.118.03
kit alimentation
(câble à 3 connecteurs, longueur : 3000 mm)



LK-Z070.118.03/DIM
kit alimentation DALI
(à 5 connecteurs, longueur : 3000 mm)



LK-Z070.118.05
kit alimentation
(câble à 3 connecteurs, longueur : 5000 mm)



LK-Z070.118.05/DIM
kit alimentation DALI
(à 5 connecteurs, longueur : 5000 mm)



STRL-LK-Z070-060.102.00
Kit de connecteurs linéaires

LK-P 070.001 OAG/...

Modules d'éclairage



Nom	Description	Nom	Description
LK-LED 070.0730.0565.1	3000 K, 565 mm, 6.3 W, 560 lm	LK-L 070.10830.1405.1/DALI/NO	3000 K, 1405 mm, 20.7 W, 3330 lm
LK-LED 070.0730.0565.1/DALI	3000 K, 565 mm, 6.3 W, 560 lm	LK-L 070.10840.1405.1/DALI/NO	4000 K, 1405 mm, 20.7 W, 3530 lm
LK-LED 070.0740.0565.1	4000 K, 565 mm, 6.3 W, 630 lm	LK-LED 070.1030.1405.1/DALI/NO	3000 K, 1405 mm, 22.8 W, 2230 lm
LK-LED 070.0740.0565.1/DALI	4000 K, 565 mm, 6.3 W, 590 lm	LK-LED 070.1040.1405.1/DALI/NO	4000 K, 1405 mm, 22.8 W, 2330 lm
LK-LED 070.0730.0705.1	3000 K, 705 mm, 7.8 W, 700 lm	LK-L 070.10830.1685.1/DALI/NO	3000 K, 1685 mm, 24.8 W, 4000 lm
LK-LED 070.0730.0705.1/DALI	3000 K, 705 mm, 7.8 W, 750 lm	LK-L 070.10840.1685.1/DALI/NO	4000 K, 1685 mm, 24.8 W, 4240 lm
LK-LED 070.0740.0705.1	4000 K, 705 mm, 7.8 W, 730 lm	LK-LED 070.1030.1685.1/DALI/NO	3000 K, 1685 mm, 27.4 W, 2470 lm
LK-LED 070.0740.0705.1/DALI	4000 K, 705 mm, 7.8 W, 730 lm	LK-LED 070.1040.1685.1/DALI/NO	4000 K, 1685 mm, 27.4 W, 2590 lm
LK-LED 070.0730.0845.1	3000 K, 845 mm, 9.4 W, 900 lm	LK-L 070.10830.2245.1/DALI/NO	3000 K, 2245 mm, 33.1 W, 5330 lm
LK-LED 070.0730.0845.1/DALI	3000 K, 845 mm, 9.4 W, 900 lm	LK-L 070.10840.2245.1/DALI/NO	4000 K, 2245 mm, 33.1 W, 5650 lm
LK-LED 070.0740.0845.1	4000 K, 845 mm, 9.4 W, 940 lm	LK-LED 070.1030.2245.1/DALI/NO	3000 K, 2245 mm, 36.5 W, 3300 lm
LK-LED 070.0740.0845.1/DALI	4000 K, 845 mm, 9.4 W, 940 lm	LK-LED 070.1040.2245.1/DALI/NO	4000 K, 2245 mm, 36.5 W, 3460 lm
LK-LED 070.0730.0985.1	3000 K, 985 mm, 10.9 W, 980 lm	LK-L 070.11830.0705.1/DALI	3000 K, 705 mm, 15.9 W, 2570 lm
LK-LED 070.0730.0985.1/DALI	3000 K, 985 mm, 10.9 W, 1040 lm	LK-L 070.11840.0705.1/DALI	4000 K, 705 mm, 15.9 W, 2720 lm
LK-LED 070.0740.0985.1	4000 K, 985 mm, 10.9 W, 1020 lm	LK-L 070.11830.0845.1/DALI	3000 K, 845 mm, 19.1 W, 3080 lm
LK-LED 070.0740.0985.1/DALI	4000 K, 985 mm, 10.9 W, 1090 lm	LK-L 070.11840.0845.1/DALI	4000 K, 845 mm, 19.1 W, 3260 lm
LK-LED 070.0730.1125.1	3000 K, 1125 mm, 12.5 W, 1120 lm	LK-LED 070.1130.0565.1	3000 K, 565 mm, 22.0 W, 2010 lm
LK-LED 070.0730.1125.1/DALI	3000 K, 1125 mm, 12.5 W, 1120 lm	LK-LED 070.1130.0565.1/DALI	3000 K, 565 mm, 22.0 W, 2100 lm
LK-LED 070.0740.1125.1	4000 K, 1125 mm, 12.5 W, 1250 lm	LK-LED 070.1140.0565.1	4000 K, 565 mm, 22.0 W, 2200 lm
LK-LED 070.0740.1125.1/DALI	4000 K, 1125 mm, 12.5 W, 1170 lm	LK-LED 070.1140.0565.1/DALI	4000 K, 565 mm, 22.0 W, 2200 lm
LK-LED 070.0730.1405.1	3000 K, 1405 mm, 15.6 W, 1400 lm	LK-L 070.11830.0985.1/DALI	3000 K, 985 mm, 22.3 W, 3590 lm
LK-LED 070.0730.1405.1/DALI	3000 K, 1405 mm, 15.6 W, 1490 lm	LK-L 070.11840.0985.1/DALI	4000 K, 985 mm, 22.3 W, 3800 lm
LK-LED 070.0740.1405.1	4000 K, 1405 mm, 15.6 W, 1460 lm	LK-L 070.11830.1125.1/DALI	3000 K, 1125 mm, 25.5 W, 4110 lm
LK-LED 070.0740.1405.1/DALI	4000 K, 1405 mm, 15.6 W, 1560 lm	LK-L 070.11840.1125.1/DALI	4000 K, 1125 mm, 25.5 W, 4350 lm
LK-LED 070.0730.1685.1	3000 K, 1685 mm, 18.8 W, 1960 lm	LK-LED 070.1130.0705.1	3000 K, 705 mm, 27.5 W, 2630 lm
LK-LED 070.0730.1685.1/DALI	3000 K, 1685 mm, 18.8 W, 1680 lm	LK-LED 070.1130.0705.1/DALI	3000 K, 705 mm, 27.5 W, 2630 lm
LK-LED 070.0740.1685.1	4000 K, 1685 mm, 18.8 W, 2040 lm	LK-LED 070.1140.0705.1	4000 K, 705 mm, 27.5 W, 2620 lm
LK-LED 070.0740.1685.1/DALI	4000 K, 1685 mm, 18.8 W, 1750 lm	LK-LED 070.1140.0705.1/DALI	4000 K, 705 mm, 27.5 W, 2750 lm
LK-LED 070.0730.2245.1	3000 K, 2245 mm, 24.9 W, 2600 lm	LK-L 070.11830.1405.1/DALI	3000 K, 1405 mm, 31.9 W, 5120 lm
LK-LED 070.0730.2245.1/DALI	3000 K, 2245 mm, 24.9 W, 2230 lm	LK-L 070.11840.1405.1/DALI	4000 K, 1405 mm, 31.9 W, 5430 lm
LK-LED 070.0740.2245.1	4000 K, 2245 mm, 24.9 W, 2720 lm	LK-LED 070.1130.0845.1	3000 K, 845 mm, 33.0 W, 3010 lm
LK-LED 070.0740.2245.1/DALI	4000 K, 2245 mm, 24.9 W, 2330 lm	LK-LED 070.1130.0845.1/DALI	3000 K, 845 mm, 33.0 W, 3010 lm
LK-LED 070.1030.0565.1	3000 K, 565 mm, 9.1 W, 890 lm	LK-LED 070.1140.0845.1	4000 K, 845 mm, 33.0 W, 3300 lm
LK-LED 070.1030.0565.1/DALI	3000 K, 565 mm, 9.1 W, 890 lm	LK-LED 070.1140.0845.1/DALI	4000 K, 845 mm, 33.0 W, 3150 lm
LK-LED 070.1040.0565.1	4000 K, 565 mm, 9.1 W, 860 lm	LK-L 070.11830.1685.1/DALI	3000 K, 1685 mm, 38.3 W, 6150 lm
LK-LED 070.1040.0565.1/DALI	4000 K, 565 mm, 9.1 W, 860 lm	LK-L 070.11840.1685.1/DALI	4000 K, 1685 mm, 38.3 W, 6520 lm
LK-L 070.10830.0705.1/DALI	3000 K, 705 mm, 10.3 W, 1670 lm	LK-LED 070.1130.0985.1	3000 K, 985 mm, 38.5 W, 3510 lm
LK-L 070.10840.0705.1/DALI	4000 K, 705 mm, 10.3 W, 1770 lm	LK-LED 070.1130.0985.1/DALI	3000 K, 985 mm, 38.5 W, 3510 lm
LK-LED 070.1030.0705.1	3000 K, 705 mm, 11.4 W, 1110 lm	LK-LED 070.1140.0985.1	4000 K, 985 mm, 38.5 W, 3850 lm
LK-LED 070.1030.0705.1/DALI	3000 K, 705 mm, 11.4 W, 1110 lm	LK-LED 070.1140.0985.1/DALI	4000 K, 985 mm, 38.5 W, 3670 lm
LK-LED 070.1040.0705.1	4000 K, 705 mm, 11.4 W, 1080 lm	LK-LED 070.1130.1125.1	3000 K, 1125 mm, 44.0 W, 4200 lm
LK-LED 070.1040.0705.1/DALI	4000 K, 705 mm, 11.4 W, 1170 lm	LK-LED 070.1130.1125.1/DALI	3000 K, 1125 mm, 44.0 W, 4010 lm
LK-L 070.10830.0845.1/DALI	3000 K, 845 mm, 12.4 W, 2000 lm	LK-LED 070.1140.1125.1	4000 K, 1125 mm, 44.0 W, 4200 lm
LK-L 070.10840.0845.1/DALI	4000 K, 845 mm, 12.4 W, 2120 lm	LK-LED 070.1140.1125.1/DALI	4000 K, 1125 mm, 44.0 W, 4200 lm
LK-LED 070.1030.0845.1	3000 K, 845 mm, 13.7 W, 1240 lm	LK-L 070.11830.2245.1/DALI	3000 K, 2245 mm, 51.0 W, 8200 lm
LK-LED 070.1030.0845.1/DALI	3000 K, 845 mm, 13.7 W, 1240 lm	LK-L 070.11840.2245.1/DALI	4000 K, 2245 mm, 51.0 W, 8690 lm
LK-LED 070.1040.0845.1	4000 K, 845 mm, 13.7 W, 1400 lm	LK-LED 070.1130.1405.1	3000 K, 1405 mm, 55.0 W, 5250 lm
LK-LED 070.1040.0845.1/DALI	4000 K, 845 mm, 13.7 W, 1300 lm	LK-LED 070.1130.1405.1/DALI	3000 K, 1405 mm, 55.0 W, 5010 lm
LK-L 070.10830.0985.1/DALI	3000 K, 985 mm, 14.5 W, 2330 lm	LK-LED 070.1140.1405.1	4000 K, 1405 mm, 55.0 W, 5500 lm

LK-P 070.001 OAG/...

Nom	Description
LK-L 070.10840.0985.1/DALI	4000 K, 985 mm, 14.5 W, 2470 lm
LK-LED 070.1030.0985.1	3000 K, 985 mm, 15.9 W, 1550 lm
LK-LED 070.1030.0985.1/DALI	3000 K, 985 mm, 15.9 W, 1440 lm
LK-LED 070.1040.0985.1	4000 K, 985 mm, 15.9 W, 1630 lm
LK-LED 070.1040.0985.1/DALI	4000 K, 985 mm, 15.9 W, 1630 lm
LK-L 070.10830.1125.1/DALI	3000 K, 1125 mm, 16.5 W, 2670 lm
LK-L 070.10840.1125.1/DALI	4000 K, 1125 mm, 16.5 W, 2830 lm
LK-LED 070.1030.1125.1	3000 K, 1125 mm, 18.3 W, 1790 lm
LK-LED 070.1030.1125.1/DALI	3000 K, 1125 mm, 18.3 W, 1790 lm
LK-LED 070.1040.1125.1	4000 K, 1125 mm, 18.3 W, 1730 lm
LK-LED 070.1040.1125.1/DALI	4000 K, 1125 mm, 18.3 W, 1870 lm
LK-L 070.10830.1405.1/DALI	3000 K, 1405 mm, 20.7 W, 3330 lm
LK-L 070.10840.1405.1/DALI	4000 K, 1405 mm, 20.7 W, 3530 lm
LK-LED 070.1030.1405.1	3000 K, 1405 mm, 22.8 W, 2060 lm
LK-LED 070.1030.1405.1/DALI	3000 K, 1405 mm, 22.8 W, 2230 lm
LK-LED 070.1040.1405.1	4000 K, 1405 mm, 22.8 W, 2160 lm
LK-LED 070.1040.1405.1/DALI	4000 K, 1405 mm, 22.8 W, 2160 lm
LK-L 070.10830.1685.1/DALI	3000 K, 1685 mm, 24.8 W, 4000 lm
LK-L 070.10840.1685.1/DALI	4000 K, 1685 mm, 24.8 W, 4240 lm
LK-LED 070.1030.1685.1	3000 K, 1685 mm, 27.4 W, 2890 lm
LK-LED 070.1030.1685.1/DALI	3000 K, 1685 mm, 27.4 W, 2470 lm
LK-LED 070.1040.1685.1	4000 K, 1685 mm, 27.4 W, 3020 lm
LK-LED 070.1040.1685.1/DALI	4000 K, 1685 mm, 27.4 W, 2590 lm
LK-L 070.10830.2245.1/DALI	3000 K, 2245 mm, 33.1 W, 5330 lm
LK-L 070.10840.2245.1/DALI	4000 K, 2245 mm, 33.1 W, 5650 lm
LK-LED 070.1030.2245.1	3000 K, 2245 mm, 36.5 W, 3850 lm
LK-LED 070.1030.2245.1/DALI	3000 K, 2245 mm, 36.5 W, 3300 lm
LK-LED 070.1040.2245.1	4000 K, 2245 mm, 36.5 W, 4030 lm
LK-LED 070.1040.2245.1/DALI	4000 K, 2245 mm, 36.5 W, 3460 lm
LK-L 070.10830.1125.1/DALI/NO	3000 K, 1125 mm, 16.5 W, 2670 lm
LK-L 070.10840.1125.1/DALI/NO	4000 K, 1125 mm, 16.5 W, 2830 lm
LK-LED 070.1030.1125.1/DALI/NO	3000 K, 1125 mm, 18.3 W, 1790 lm
LK-LED 070.1040.1125.1/DALI/NO	4000 K, 1125 mm, 18.3 W, 1730 lm

Nom	Description
LK-LED 070.1140.1405.1/DALI	4000 K, 1405 mm, 55.0 W, 5500 lm
LK-LED 070.1130.1685.1	3000 K, 1685 mm, 66.0 W, 6890 lm
LK-LED 070.1130.1685.1/DALI	3000 K, 1685 mm, 66.0 W, 6010 lm
LK-LED 070.1140.1685.1	4000 K, 1685 mm, 66.0 W, 7220 lm
LK-LED 070.1140.1685.1/DALI	4000 K, 1685 mm, 66.0 W, 6290 lm
LK-LED 070.1130.2245.1	3000 K, 2245 mm, 88.0 W, 9190 lm
LK-LED 070.1130.2245.1/DALI	3000 K, 2245 mm, 88.0 W, 8010 lm
LK-LED 070.1140.2245.1	4000 K, 2245 mm, 88.0 W, 9630 lm
LK-LED 070.1140.2245.1/DALI	4000 K, 2245 mm, 88.0 W, 8390 lm
LK-L 070.11830.1125.1/DALI/NO	3000 K, 1125 mm, 25.5 W, 4110 lm
LK-L 070.11840.1125.1/DALI/NO	4000 K, 1125 mm, 25.5 W, 4350 lm
LK-L 070.11830.1405.1/DALI/NO	3000 K, 1405 mm, 31.9 W, 5120 lm
LK-L 070.11840.1405.1/DALI/NO	4000 K, 1405 mm, 31.9 W, 5430 lm
LK-L 070.11830.1685.1/DALI/NO	3000 K, 1685 mm, 38.3 W, 6150 lm
LK-L 070.11840.1685.1/DALI/NO	4000 K, 1685 mm, 38.3 W, 6520 lm
LK-LED 070.1130.1125.1/DALI/NO	3000 K, 1125 mm, 44.0 W, 4010 lm
LK-LED 070.1140.1125.1/DALI/NO	4000 K, 1125 mm, 44.0 W, 4200 lm
LK-L 070.11830.2245.1/DALI/NO	3000 K, 2245 mm, 51.0 W, 8200 lm
LK-L 070.11840.2245.1/DALI/NO	4000 K, 2245 mm, 51.0 W, 8690 lm
LK-LED 070.1130.1405.1/DALI/NO	3000 K, 1405 mm, 55.0 W, 5250 lm
LK-LED 070.1140.1405.1/DALI/NO	4000 K, 1405 mm, 55.0 W, 5500 lm
LK-LED 070.1130.1685.1/DALI/NO	3000 K, 1685 mm, 66.0 W, 6010 lm
LK-LED 070.1140.1685.1/DALI/NO	4000 K, 1685 mm, 66.0 W, 6290 lm
LK-LED 070.1130.2245.1/DALI/NO	3000 K, 2245 mm, 88.0 W, 8010 lm
LK-LED 070.1140.2245.1/DALI/NO	4000 K, 2245 mm, 88.0 W, 8390 lm
LK-LED 070.0730.1125.1/DALI/NO	3000 K, 1125 mm, 12.5 W, 1120 lm
LK-LED 070.0740.1125.1/DALI/NO	4000 K, 1125 mm, 12.5 W, 1250 lm
LK-LED 070.0730.1405.1/DALI/NO	3000 K, 1405 mm, 15.6 W, 1400 lm
LK-LED 070.0740.1405.1/DALI/NO	4000 K, 1405 mm, 15.6 W, 1560 lm
LK-LED 070.0730.1685.1/DALI/NO	3000 K, 1685 mm, 18.8 W, 1680 lm
LK-LED 070.0740.1685.1/DALI/NO	4000 K, 1685 mm, 18.8 W, 1750 lm
LK-LED 070.0730.2245.1/DALI/NO	3000 K, 2245 mm, 24.9 W, 2230 lm
LK-LED 070.0740.2245.1/DALI/NO	4000 K, 2245 mm, 24.9 W, 2330 lm